

ARCHITECTURAL SIGN BASES AND FRAME SUPPLIES

SIGN BASES

Architectural sign holders, designed in contemporary styles, come in a variety of shapes and sizes. Holders are highly polished and anodized in Polished Rose Gold or Polished Silver, enhancing any decor. Styles and sizes are indicated by part number and length. Custom lengths and three custom colors, Matte Black, Satin Silver, and Polished Yellow Gold are available by special order at no extra cost. Arch Bronze, JRS Bronze, Satin Yellow Gold, and Satin Rose Gold are also available upon request for a 25% up charge and up to 5 week delivery. *Mounting Plate for Corridor and Ceiling Brackets conceal mounting screws.*

Part No.	A	Size	B	Maximum Sign Height
72	2 1/8"		1/8"	
73	2"		1/8"	12"
74	1 1/2"		1/8"	5"
111	1 1/2"		1/8"	4"
200	2"			12"
294	2 1/8"			12"

A = Height B = Material Thickness

FRAME SUPPLIES

THIN TIN (Magnetic Metal)

Thin tin for mounting signs magnetically .010 thick with adhesive back and black paper coated front surface. Thin tin can be cut with shears or industrial scissors. See price guide for pricing.

BLACK STYRENE

Black styrene with unfinished surfaces is used as filler material. See price guide for pricing.

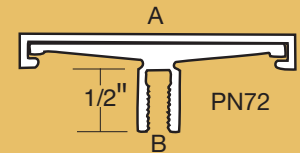
BLACK ABS AIR CELL BLACK

Tough durable Air Cell finished on one side used for backing material.

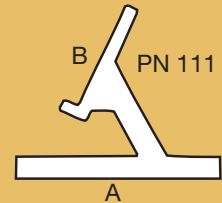
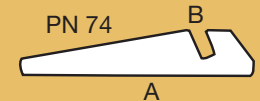
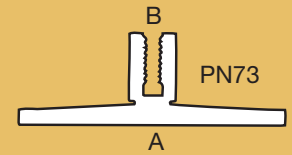
Part No.	Product	Thickness	Sheet Size (approx)
B02140	Thin Tin	.010	21" x 40"
B02116	Black Styrene	1/16"	24" x 48"
B02118	Black ABS	1/8"	24" x 48"

FRAME EXTRUSIONS

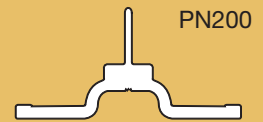
Part No.	Size	Lengths			
202	six 1/2" x 1/16" slots	6"	8"	10"	36"
203	seven 5/8" x 1/16" slots	6"	8"	10"	36"
206	one 4 13/16" x 1/16" slots	6"	8"	10"	36"



PN73 + PN 94 = PN 72



Double sided tape or adhesive is required for sign installation.



PN 200 + PN 94 = PN 294

